

BPW1S**SINGLE WIDE PROOF BOX****STANDARD FEATURES**

- Low profile, 94" overall height
- Patented air flow system
- Easy access heat and humidity system
 - Internally mounted
 - No flushing required
 - Energy efficient
- Field reversible door
- Eye-level digital control panel
 - Set heat/humidity system
 - Four independent timers
- Stainless steel interior and exterior
- Modular panel construction with cam lock attachment
- Field assembled - shipped KD
- Flush floor - no ramp required

OPTIONS & ACCESSORIES

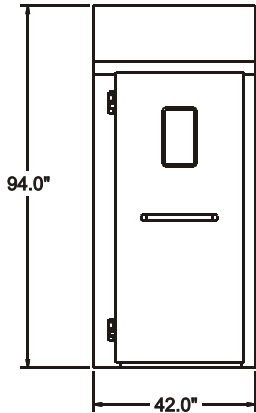
- Pass-Thru
- S/S floor
- Window in door
- Interior light
- Prison safety package
- Upper side trim - 1 or 2 sides

MODEL CONFIGURATIONS

- 40.5"D** - *May be shipped assembled*
One Single End, Two Single Side or
One Double Side Load Racks
- 60.5"D**
Two Single End, Three Single Side or
One Double Side Load Racks
- 80.5"D**
Three Single End, Four Single Side or
Two Double Side Load Racks
- 100.5"D**
Four Single End, Five Single Side or
Two Double Side Load Racks
- 120.5"D**
Five Single End, Six Single Side or
Three Double Side Load Racks



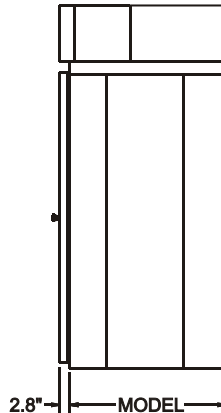
BPW1S SPECIFICATIONS



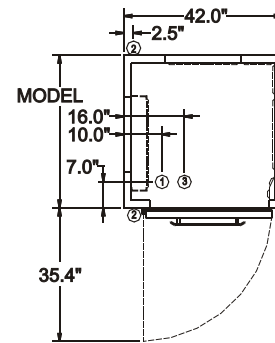
74" max.
Rack Height

Door May Be Hinged
Left or Right on Site

Frnt. Class: 85



Utility connections. See specifications below.
① Water ② Drain ③ Power



PHYSICAL DATA	MODEL 40.5"D	MODEL 60.5"D
Interior Dimensions	37.8"D x 32.6"W 95.9cm x 82.8cm	57.8"D x 32.6"W 146.7cm x 82.8cm
Exterior Dimensions	43.3"D x 42.0"W x 94.0"H 109.9cm x 106.7cm x 238.8cm	63.3"D x 42.0"W x 94.0"H 160.7cm x 106.7cm x 238.8cm
Net Door Opening Height	74.5" / 189.2cm	74.5" / 189.2cm
Net Door Opening Width	31.0" / 78.7cm	31.0" / 78.7cm
Power Input with Neutral*	208-240V/1/18.4-20.4A or 208-240V/3/18.4-20.4A	208-240V/1/18.4-20.4A or 208-240V/3/18.4-20.4A
KD Shipping Info** (Crate dims & approx. wgt)	91.5"D x 36.5"W x 65.5"H 1,000 lbs.	91.5"D x 36.5"W x 65.5"H 1,100 lbs.

PHYSICAL DATA	MODEL 80.5"D	MODEL 100.5"D	MODEL 120.5"D
Interior Dimensions	77.8"D x 32.6"W 197.5cm x 82.8cm	97.8"D x 32.6"W 248.3cm x 82.8cm	117.8"D x 32.6"W 299.1cm x 82.8cm
Exterior Dimensions	83.3"D x 42.0"W x 94.0"H 211.5cm x 106.7cm x 238.8cm	103.3"D x 42.0"W x 94.0"H 262.4cm x 106.7cm x 238.8cm	123.3"D x 42.0"W x 94.0"H 313.1cm x 106.7cm x 238.8cm
Net Door Opening Height	74.5" / 189.2cm	74.5" / 189.2cm	74.5" / 189.2cm
Net Door Opening Width	31.0" / 78.7cm	31.0" / 78.7cm	31.0" / 78.7cm
Power Input with Neutral*	208-240V/1/37.0-42.0A or 208-240V/3/32.0-37.0A	208-240V/1/37.0-42.0A or 208-240V/3/32.0-37.0A	208-240V/1/37.0-42.0A or 208-240V/3/32.0-37.0A
KD Shipping Info (Crate dims & approx. wgt)	91.5"D x 36.5"W x 65.5"H 1,250 lbs.	127.5"D x 44.5"W x 65.5"H 1,365 lbs.	127.5"D x 44.5"W x 65.5"H 1,500 lbs.

UTILITIES & NOTES

- Water:** 1/2" FNPT cold water 30-80 psi at 85" (215.9 cm) AFF.
NOTE: Water supply must have the proper hardness, pH & chloride concentration. Consult your local water company and/or water conditioner dealer before installation.
Recommended water hardness range: 2-4 grains per gallon.
Recommended pH range: 7.0 to 8.0.
Acceptable range for chloride concentration: 0-30 ppm.
- Drain:** 1/2" FNPT, front or rear drain at 5" (12.7 cm) AFF. Rte to air-gap drain.
- Power:** Provide connection(s) at 85" (215.9 cm) AFF. See chart above for specific information.
*Neutral wire circuitry needed to provide 110-120V for control components. A separate line may be run or a transformer will be required if 110-120V is not available.

Installation: Floor should be level within 1/8" per foot for proper installation. Slope should not exceed 3/4" in all directions under the unit.

**Where available, contact factory for shipped assembled shipping information.

SHORT SPECIFICATION

The proofer shall be of stainless steel construction, manufactured in the United States by Baxter Mfg. The unit footprint shall be no wider than 42.0" and have an overall height of 94.0". Built using modular panel construction with cam lock attachment, the proofer shall incorporate foam insulation and gaskets to form a strong, energy efficient enclosure. Interior bumpers shall protect the interior on all sides.

The proofer shall include eye level, digital controls in the door, a patented air flow system, and a flush floor. No ramp is required for this unit. The controls will independently set temperature and humidity for precise proofing control. Four individual count-down timers for products with different time requirements shall be provided. The air flow system will include an internally mounted humidifier. No flush cleaning is required. The proofer door shall be field reversible.

The proofer will bear the following agency approvals: UL for safety and sanitation.

Manufacturer reserves the right to make changes in sizes and specifications.



BPW1S

BAXTER

PRINTED IN USA 5/07

19220 STATE ROUTE 162 EAST • ORTING, WA 98360

(360) 893-5554 • CUST SVC: (800) 777-2828 • FAX: (360) 893-6836 • www.baxtermfg.com